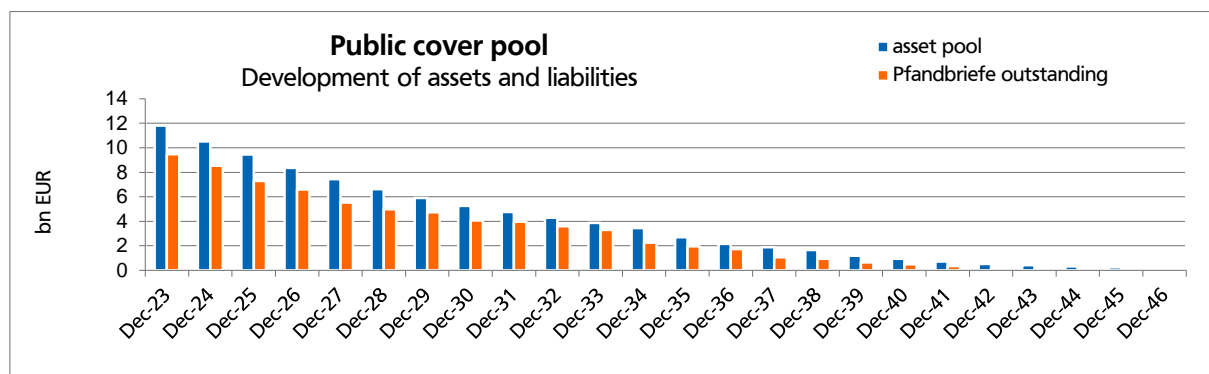


**Development of assets, Pfandbriefe and overcollateralisation** 12/31/2023  
**Public cover pool**

Reporting date	asset pool bn EUR	Pfandbriefe outstanding bn EUR	over- collateralisation bn EUR
12/31/2023	11.80	9.47	2.33
12/31/2024	10.52	8.54	1.98
12/31/2025	9.44	7.30	2.14
12/31/2026	8.36	6.60	1.75
12/31/2027	7.46	5.54	1.92
12/31/2028	6.64	5.00	1.64
12/31/2029	5.90	4.74	1.16
12/31/2030	5.26	4.07	1.19
12/31/2031	4.77	3.98	0.78
12/31/2032	4.28	3.60	0.68
12/31/2033	3.87	3.31	0.56
12/31/2034	3.45	2.27	1.18
12/31/2035	2.71	1.97	0.74
12/31/2036	2.16	1.74	0.42
12/31/2037	1.90	1.07	0.82
12/31/2038	1.66	0.94	0.72
12/31/2039	1.20	0.64	0.56
12/31/2040	0.94	0.50	0.44
12/31/2041	0.73	0.35	0.37
12/31/2042	0.53	0.20	0.33
12/31/2043	0.42	0.10	0.32
12/31/2044	0.32	0.10	0.22
12/31/2045	0.25	0.10	0.15
12/31/2046	0.19	0.05	0.14

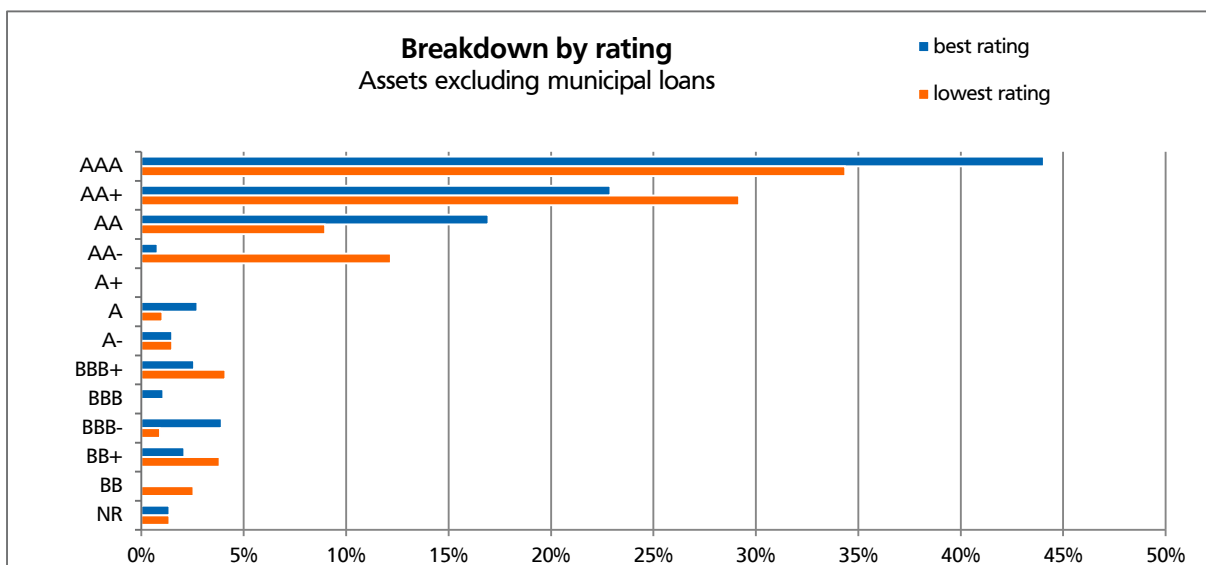


**Breakdown by rating (Assets excluding municipal loans) 12/31/2023**  
**best rating (S&P, Moody's and Fitch)**

Rating note	mn EUR	%
AAA	1,287	44%
AA+	669	23%
AA	495	17%
AA-	23	1%
A+	0	0%
A	80	3%
A-	44	2%
BBB+	75	3%
BBB	32	1%
BBB-	115	4%
BB+	62	2%
BB	0	0%
NR	40	1%
<b>Total</b>	<b>2,921</b>	<b>100%</b>


**Breakdown by rating (Assets excluding municipal loans) 12/31/2023**  
**lowest rating (S&P, Moody's and Fitch)**

Rating note	mn EUR	%
AAA	1,004	34%
AA+	852	29%
AA	262	9%
AA-	356	12%
A+	0	0%
A	30	1%
A-	44	2%
BBB+	120	4%
BBB	0	0%
BBB-	27	1%
BB+	112	4%
BB	75	3%
NR	40	1%
<b>Total</b>	<b>2,921</b>	<b>100%</b>



**Geographical Concentration - Germany** 12/31/2023  
**Municipal loans**

Federal states	mn EUR	%
North Rhine-Westphalia	2,284	25.78
Baden-Württemberg	1,386	15.64
Lower Saxony	1,255	14.17
Hesse	1,191	13.44
Bavaria	1,089	12.29
Rhineland-Palatinate	772	8.72
Saarland	239	2.69
Schleswig-Holstein	206	2.33
Mecklenburg-West Pomerania	83	0.94
Saxony	75	0.84
Berlin	158	1.78
Saxony-Anhalt	37	0.42
Bremen	33	0.37
Thuringia	22	0.25
Brandenburg	17	0.19
Hamburg	13	0.14
<b>Total</b>	<b>8,858</b>	<b>100.00</b>



## DZ HYP - Public Pfandbrief

Additional data according to section 28 Pfandbrief Act (Transparency provisions):  
<http://www.dzhyp.de/paragraph28/>



Public cover pool		12/31/2023
Breakdown by customer groups (Germany)		
Customer group	mn EUR	%
German Municipal (local authorities)	8,096	78.20
German Federal States	1,247	12.04
German Public Sector Companies / Municipal Enterprises	482	4.66
Other domestic borrowers	502	4.85
German Federal Government	26	0.25
<b>Total</b>	<b>10,353</b>	<b>100.00</b>

